

Variable-Rate M -PSK Communications without Channel Amplitude Estimation

Athanasios S. Lioumpas, *Student Member, IEEE*, and George K. Karagiannidis, *Senior Member, IEEE*

Abstract—Channel estimation at the receiver side is essential to adaptive modulation schemes, prohibiting low complexity systems from using variable rate and/or variable power transmissions. Towards providing a solution to this problem, we introduce a variable-rate (VR) M -PSK modulation scheme, for communications over fading channels, in the absence of channel gain estimation at the receiver. The choice of the constellation size is based on the signal-plus-noise ($S+N$) sampling value rather than on the signal-to-noise ratio (S/N). It is analytically shown that $S+N$ can serve as an attractive simpler criterion, alternative to S/N , for determining the modulation order in VR systems. In this way, low complexity transceivers can use VR transmissions in order to increase their spectral efficiency under an error performance constraint. As an application, we utilize the proposed VR modulation scheme in equal gain combining (EGC) diversity receivers.

Index Terms—Adaptive modulation, equal gain combining, fading channels.

I. INTRODUCTION

A common technique for coping with fading in wireless communications, is transmission or reception diversity, which provides performance improvement at the cost of extra hardware or increased bandwidth usage. Alternatively, if a feedback link is available, the fading can be mitigated by allowing the receiver to monitor the channel conditions and request compensatory changes in certain parameters of the transmitted signal. This technique is called adaptive transmission and its basic concept is the real-time balancing of the link budget through adaptive variation of the transmitted power level, symbol transmission rate, constellation size, coding rate/scheme, or any combination of these parameters.

Adapting to the signal fading allows the channel to be used more efficiently since power and rate can be allocated to take advantage of favorable channel conditions. Adaptive transmission was first proposed by Hayes [1], who considered a Rayleigh fading channel where the amplitude of the transmitted signal is under control of the receiver through a feedback channel.

A. Motivation

Several works have dealt with adaptive transmission systems, in which the modulation/coding parameters, such as

Paper approved by E. Perrins, the Editor for Modulation Theory of the IEEE Communications Society. Manuscript received April 22, 2009; revised August 8, 2009.

The authors are with the Department of Electrical and Computer Engineering, Aristotle University of Thessaloniki, 54124 Thessaloniki, Greece (e-mail: {alioumpa, geokarag}@auth.gr).

This paper was partially presented at the IEEE Global Communications Conference, Hawaii, U.S.A., 2009.

Digital Object Identifier 10.1109/TCOMM.2010.05.090214

constellation size and coding rate are adaptively varied with the prevailing fading channel condition while maintaining a certain error rate performance [2]–[9]. These techniques have been also considered in several modern terrestrial and satellite communication systems, also incorporated in standards (e.g. High-Speed Downlink Packet Access-HSDPA [12] and Digital Video Broadcasting - Return Channel via Satellite-DVB-RCS [13]).

In many practical applications, the adaptive transmission is limited to variable-rate (VR) schemes, since the difference from variable-power (VP) VR, is a small fraction of decibel for most types of fading [4]. Most of the VR communication systems proposed in the literature, adapt the transmission parameters according to the instantaneous channel condition, limiting their applicability to systems that estimate the instantaneous channel gain, either perfectly or with estimation errors. As a result, telecommunication systems with no channel gain estimation capabilities (e.g. coherent transceivers employing M -ary phase shift keying (M -PSK) modulation or diversity systems with equal-gain combining), cannot benefit from such adaptation techniques. Besides, communication systems, which require only the estimation of the channel's phase are generally considered to be simpler than those systems that require also channel amplitude estimation.

B. Previous Works and Contribution

To the best of the authors' knowledge, no VR modulation scheme has been proposed in the literature that does not require channel gain estimation, neither at the receiver, nor at the transmitter. In [14], the performance of a blind adaptive modulation scheme is investigated, which necessitates channel knowledge only at the receiver. In this scheme, the order of an M -ary quadrature amplitude modulation (M -QAM) sequentially decreases or increases according to positive/negative acknowledgments (ACK/NACK) sent to the transmitter.

In this paper, we propose a rate adaptation technique, which is based on the signal-plus-noise ($S+N$) samples, instead of the instantaneous S/N . Owing to this particularity, no channel gain estimation is necessary for determining the transmission rate.

The $S+N$ technique has been applied to selection diversity communication systems (e.g. see [15] and the references therein), where its main advantage lies in taking into account the instantaneous noise power, in contrast to S/N (e.g. the channel gain divided by the average noise power). The main contribution of this paper can be summarized as follows.

- We analytically show that $S+N$ can serve as an attractive alternative criterion to S/N , in VR systems; almost the

same spectral efficiency can be achieved, when either S/N or $S+N$ is used for determining the constellation size.

- Based on this important outcome, we introduce an $S+N$ -based VR M -PSK modulation scheme that does not require any channel gain estimation. Note, that M -PSK modulation schemes have some important advantages over QAM schemes, e.g. improved performance when used with high power amplifiers (HPA). Another advantage of using M -PSK instead of M -QAM for Orthogonal Frequency-Division Multiplexing (OFDM) systems is the availability of techniques to reduce the signal's Peak-to-Average-power Ratio (PAR), also known as PAPR or PMEPR (Peak-to-Mean Envelope Power Ratio) [16].

C. Outline

The remainder of the paper is organized as follows. In Section II, the $S+N$ based adaptation scheme is presented and compared with the S/N one. Two criteria are applied for evaluating the efficiency of the $S+N$ scheme. The VR M -PSK modulation scheme is presented in Section III, along with an application to EGC receivers. Section IV discusses some numerical results. Concluding remarks are given in Section V.

II. SYSTEM MODEL AND VR SCHEMES

We consider a discrete-time channel, assuming that the fading amplitude $a[i]$ follows a Rayleigh distribution with probability density function (pdf)

$$f_a(a) = \frac{2a}{\Omega} e^{-\frac{a^2}{\Omega}}, \quad (1)$$

where $\Omega = E\{a^2\}$. The channel gain is assumed to be the same between two symbol intervals. The instantaneous received signal is

$$r[i] = a[i]e^{j\vartheta[i]}s[i] + n[i], \quad (2)$$

where $s[i]$ is the complex transmitted symbol, $\vartheta[i]$ is the phase introduced by the fading channel and $n[i]$ is a zero mean circularly symmetric complex Gaussian noise with $E\{n[i]^*n[i]\} = N_0 = 2\sigma^2$.

The symbol $s[i]$ is selected from a signal constellation with M symbols (e.g. M -PSK) each with energy E_{S_k} and total average symbol energy, $E_S = 1$. Then, the received S/N will be

$$\gamma[i] = E_S \frac{a^2[i]}{BN_0}, \quad (3)$$

where B is the bandwidth of the received signal. The average channel gain is denoted as $\bar{\gamma}$, which is assumed to be $\bar{\gamma} = 1$, without loss of the generality.

A. S/N -based VR Systems

In conventional VR systems, the modulation order used at the time instant $i+1$, is determined by the value of the received S/N , $\gamma[i]$, at the time instant i , and a predetermined symbol or bit error rate (SER or BER) target. The objective is to maximize the spectral efficiency by using the largest possible constellation size for transmission under the instantaneous

error rate requirement. Towards this aim, a mathematical formulation that relates the SER, P_S , with the modulation order, M , and the received S/N , $\gamma[i]$, are necessary. This formulation must be simple enough, so that M can be directly expressed as a function of P_S and $\gamma[i]$, i.e.,

$$P_S = G(\gamma[i], M) \iff M = f(\gamma[i], P_S) \text{ or } \gamma[i] = V(M, P_S) \quad (4)$$

In the following, the time notation, i , will be omitted.

Given a direct relation between M and γ , at each symbol time, the constellation order, M , is selected from N available ones, i.e., $\{M_1, M_2, M_3, M_4, \dots, M_N\}$, depending on which region $M = f(\gamma, P_S)$ lies; the modulation order will be equal to M_j , if $M_j \leq M < M_{j+1}$, with $j = 1, \dots, N$ and $M_{N+1} = \infty$. Because of the relation between M , γ and P_S , the constellation size can be equivalently determined by γ , after discretizing the range of channel fade levels. Specifically, the range of γ is divided into $N+1$ fading regions $[\gamma_j, \gamma_{j+1}]$, and the constellation M_j is associated with the j th region.

In summary, the modulation order is determined as

$$M = M_j, \text{ if } \begin{cases} M_j \leq M < M_{j+1} \\ \text{or} \\ \gamma_j \leq \gamma < \gamma_{j+1} \iff \gamma_j \leq E_S \frac{a^2}{N_0} < \gamma_{j+1}, \end{cases} \quad (5)$$

where γ_j s are calculated from $\gamma = V(M, P_S)$.

For example, assuming a VR M -QAM scheme, a mathematical expression for associating M , γ and P_S may be the following bound [17, Ch. 7]

$$P_S \leq 2\text{erfc} \left(\sqrt{\frac{3\gamma}{2(M-1)}} \right), \quad (6)$$

with $\text{erfc}(\cdot)$ denoting the complementary error function. Eq. (6) can be solved with respect to M , to obtain the maximum modulation order as a function of the instantaneous S/N , as

$$M = 1 + \frac{3\gamma}{(\sqrt{2}\text{erfc}^{-1}(P_S/2))^2}, \quad (7)$$

where $\text{erfc}^{-1}(\cdot)$ stands for the inverse complementary error function.

Finally, from (7), the fading regions are obtained as

$$\gamma_j = \frac{(M_j - 1)}{3} \left(\sqrt{2}\text{erfc}^{-1}(P_S/2) \right)^2 \quad (8)$$

B. $S+N$ -based VR Systems

In this paper, we propose an alternative criterion for determining the modulation order in VR systems, which does not require the estimation of the fading amplitude and is only based on a scaled $S+N$ sample as

$$\xi = \frac{\Re\{r[i]e^{-j\vartheta[i]}\}^2}{N_0} = \frac{(a\sqrt{E_{S_k}} + n_I)^2}{N_0} \quad (9)$$

where $\Re\{z\}$ denotes the real part of z and n_I is the in-phase noise component with variance $N_0/2$.

In the proposed $S+N$ scheme, the modulation order is chosen similarly to the conventional one, with the difference that γ is replaced by ξ , i.e. the selected order, M , will be

$$M = M_j, \text{ if } \begin{cases} \gamma_j \leq \xi < \gamma_{j+1} \\ \text{or} \\ \gamma_j \leq \frac{(a\sqrt{E_{S_k}} + n_I)^2}{N_0} < \gamma_{j+1}, \end{cases} \quad (10)$$

The effectiveness of the proposed scheme will be compared against the conventional one by considering the S/N as the reference criterion for determining the maximum modulation order. The question that has to be answered is *how would the choice of the modulation order of a VR system be affected by utilizing the $S+N$ instead of the S/N .*

In the following, assuming constant energy transmissions, the answer will be given through the calculation of two specific probabilities-criteria, which eventually quantify the similarity between $S+N$ and S/N .

Criterion 1: The probability that both S/N and $S+N$ determine the same constellation size, i.e.,

$$\Pi_1 = \Pr \left\{ \gamma_j \leq E_S \frac{a^2}{N_0} < \gamma_{j+1} \cap \gamma_j \leq \frac{(a\sqrt{E_S} + n_I)^2}{N_0} < \gamma_{j+1} \right\}. \quad (11)$$

Next, we present an approach for deriving a closed-form solution for Π_1 .

By setting $y = a\sqrt{E_S}$, (11) can be equivalently re-written as

$$\Pi_1 = \Pr \left\{ \sqrt{N_0} \gamma_j \leq y < \sqrt{N_0} \gamma_{j+1} \cap \sqrt{N_0} \gamma_j - y \leq n_I < \sqrt{N_0} \gamma_{j+1} - y \right\}, \quad (12)$$

or

$$\Pi_1 = \int_{\sqrt{N_0} \gamma_j}^{\sqrt{N_0} \gamma_{j+1}} \Pr \left\{ \sqrt{N_0} \gamma_j - y \leq n_I < \sqrt{N_0} \gamma_{j+1} - y \right\} f_y(y) dy. \quad (13)$$

The pdf of the random variable, y , can be directly calculated as follows, after applying the transformation [19, (5.6)] in (1),

$$f_y(y) = \frac{1}{\sqrt{E_S}} f_a\left(\frac{y}{\sqrt{E_S}}\right) = \frac{2y}{\Omega E_s} e^{-\frac{y^2}{\Omega E_s}}. \quad (14)$$

Moreover, the probability

$$\Pr \left\{ \sqrt{N_0} \gamma_j - y \leq n_I < \sqrt{N_0} \gamma_{j+1} - y \right\} \quad (15)$$

involved in (13) is the probability that the random Gaussian variable, n_I , lies in a specific interval and it is directly related to the complementary error function $\text{erfc}(\cdot)$. Using the cumulative distribution function (cdf) of the zero-mean Gaussian random variable, x , [18, (A.18)]

$$F_X(x) = \int_{-\infty}^x \frac{1}{\sqrt{2\pi}\sigma} e^{-\frac{z^2}{2\sigma^2}} dz$$

and the definition of the $\text{erfc}(\cdot)$, [18, (A.24)]

$$\text{erfc}(x) = \frac{2}{\sqrt{\pi}} \int_x^{\infty} e^{-z^2} dz,$$

the probability (15) can be calculated after some trivial manipulations as

$$\begin{aligned} & \Pr \left\{ \sqrt{N_0} \gamma_j - y \leq n_I < \sqrt{N_0} \gamma_{j+1} - y \right\} \\ &= \frac{1}{2} \left[\text{erfc} \left(\frac{\sqrt{N_0} \gamma_j - y}{\sqrt{N_0}} \right) - \text{erfc} \left(\frac{\sqrt{N_0} \gamma_{j+1} - y}{N_0} \right) \right] \end{aligned} \quad (16)$$

Therefore, the probability, Π_1 , can be written as

$$\Pi_1 = \frac{1}{2} \int_{\sqrt{N_0} \gamma_j}^{\sqrt{N_0} \gamma_{j+1}} \left[\text{erfc} \left(\frac{\sqrt{N_0} \gamma_j - y}{\sqrt{N_0}} \right) - \text{erfc} \left(\frac{\sqrt{N_0} \gamma_{j+1} - y}{N_0} \right) \right] f_y(y) dy. \quad (17)$$

Now, in order to derive a closed-form expression for (17), we have to solve integrals of the form

$$I = D \int_t^y \text{erfc} \left(\frac{E-x}{\sqrt{2C}} \right) x e^{-Dx^2} dx. \quad (18)$$

Fortunately, a closed-form solution to (18) can be found in [20, Vol. 2, (1.5.3.10)] as

$$\begin{aligned} I = g(t, y, z, w, v) = & \frac{1}{2} \left\{ e^{-t^2 w} - 2e^{-y^2 w} + e^{-t^2 w} \left[1 - \text{erfc} \left(\frac{t-v}{\sqrt{2z}} \right) \right] + \right. \\ & e^{-y^2 w} \text{erfc} \left(\frac{y-v}{\sqrt{2z}} \right) + \frac{e^{-\frac{wv^2}{1+2z^2 w}}}{\sqrt{1+2z^2 w}} \\ & \left. \left[\text{erfc} \left(\frac{t+2tz^2 w-v}{z\sqrt{2+4z^2 w}} \right) - \text{erfc} \left(\frac{y+2yz^2 w-v}{z\sqrt{2+4z^2 w}} \right) \right] \right\}, \end{aligned} \quad (19)$$

Finally, combining (19) and (17) a closed-form solution to Π_1 , is derived as

$$\begin{aligned} \Pi_1 = & g \left(\sqrt{N_0} \gamma_j, \sqrt{N_0} \gamma_{j+1}, \sqrt{\frac{N_0}{2}}, \frac{1}{E_s \Omega}, \sqrt{N_0} \gamma_j \right) \\ & - g \left(\sqrt{N_0} \gamma_j, \sqrt{N_0} \gamma_{j+1}, \sqrt{\frac{N_0}{2}}, \frac{1}{E_s \Omega}, \sqrt{N_0} \gamma_{j+1} \right) \end{aligned} \quad (20)$$

As a general comment regarding criterion 1, one can observe that Π_1 may not be always indicative of the efficiency of $S+N$ to replace S/N , since it involves also the probability that S/N leads to a modulation order, M . In other words, if the probability that S/N leads to the modulation order, M_j , is too low, then Π_1 will be also too low, independently of whether $S+N$ led to the same order, M_j or not. Towards this, a supplemental criterion for the efficiency of $S+N$ is presented in the following.

Criterion 2: The probability that the constellation size, determined by $S+N$, is M , given that the constellation size, determined by S/N is also M , i.e.,

$$\begin{aligned} \Pi_2 = & \Pr \left\{ \gamma_j \leq \frac{(a\sqrt{E_S} + n_I)^2}{N_0} < \gamma_{j+1} \right. \\ & \left. \left| \gamma_j \leq E_S \frac{a^2}{N_0} < \gamma_{j+1} \right. \right\}. \end{aligned} \quad (21)$$

Compared to criterion 1, one can observe that this criterion quantifies more efficiently the ability of $S+N$ to stand in for S/N , since it takes into account the fact that S/N has led to a specific modulation order, M_j , and not the probability to lead to that specific order.

The probability in (21), can be calculated as in (17), but now, the random variable, y , is limited inside the interval $[\sqrt{N_0 \gamma_j}, \sqrt{N_0 \gamma_{j+1}}]$. This is implied by the fact that the probability

$$\Pr \left\{ \gamma_j \leq \frac{(a\sqrt{E_S} + n_I)^2}{N_0} < \gamma_{j+1} \right\} \quad (22)$$

is conditioned on the event that S/N leads to the modulation, M_j , with probability equal to one, i.e.,

$$\Pr \left\{ E_S \frac{a^2}{N_0} \in [\gamma_j, \gamma_{j+1}] \right\} = 1$$

or equivalently

$$\Pr \left\{ y \in \left[\sqrt{N_0 \gamma_j}, \sqrt{N_0 \gamma_{j+1}} \right] \right\} = 1 \quad (23)$$

Therefore, an approximate solution to (21) can be obtained by "forcing" the pdf, $f_y(y)$, to have unitary integral when integrated from $\sqrt{N_0 \gamma_j}$ to $\sqrt{N_0 \gamma_{j+1}}$. In other words, we have to average the probability

$$\Pr \left\{ \sqrt{N_0 \gamma_j} - y \leq n_I < \sqrt{N_0 \gamma_{j+1}} - y \right\}$$

in (17) over a new pdf, $h_y(y)$, defined as

$$h_y(y) = \frac{f_y(y)}{\int_{\sqrt{N_0 \gamma_j}}^{\sqrt{N_0 \gamma_{j+1}}} f_y(y) dy} \quad (24)$$

so that

$$\int_{\sqrt{N_0 \gamma_j}}^{\sqrt{N_0 \gamma_{j+1}}} h_y(y) dy = 1.$$

Following this approach, (21) can be approximated by

$$\Pi_2 \simeq \Pi_1 \frac{h_y(y)}{f_y(y)}. \quad (25)$$

Numerical results considering these criteria will be presented in the next section, where the $S+N$ scheme is applied in a VR M -PSK modulation scheme.

III. VARIABLE RATE M -PSK

A. Mode of Operation

In this section, we introduce a constant power, VR M -PSK modulation scheme, in which the decision on the modulation order is not based on the S/N samples, but rather on the $S+N$ ones. The mode of operation is illustrated in Fig. 1. An ideal coherent phase detection is assumed to be available at the receiver at time instant, i , while no channel gain estimation is necessary. The receiver estimates the $S+N$ samples at time, i , and decides on the constellation size $M_0 = 0, M_j = 2^j, j = 1, \dots, N$, that will be used at the next time interval, $i + 1$, according to this sample. The decision on the modulation order is sent back to the transmitter, transmitting N bits through a feedback channel, that does not introduce any errors. Usually, the elimination of the estimation errors can be assured by

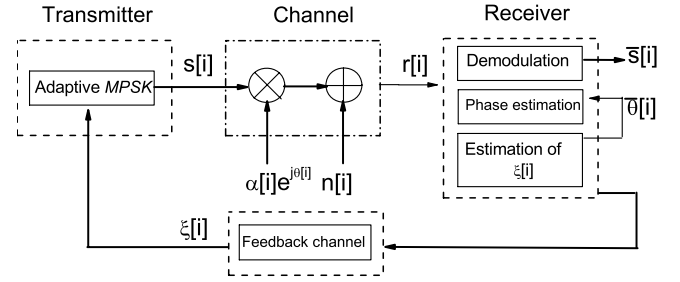


Fig. 1. The VR M -PSK modulation scheme.

increasing its delay time and using an ARQ transmission protocol¹.

Similarly to the S/N based adaptive modulation schemes, the estimation of the modulation order for the $S+N$ based schemes, would require a closed-form formula that relates, the $S+N$ with the error probability. Because of the fact that such formulas are not available, S/N related formulas will be used instead. Moreover, formulas relating $S+N$ with the SER would be useless for the adaptation scheme, since the instantaneous noise components between two time instances are different. Therefore, for the case of the M -PSK we can use the approximation for the SER, i.e., [17, Ch. 7]

$$P_M \approx \operatorname{erfc} \left(\sqrt{\gamma} \sin \frac{\pi}{M} \right). \quad (26)$$

Solving (26) with respect to M , the maximum constellation size for a given SER is given by

$$M = \frac{\pi}{\arcsin \left(\frac{1}{\gamma} \operatorname{erfc}^{-1} P_M \right)}. \quad (27)$$

Therefore, the selected order, M , will be

$$M = M_j, \text{ if } \begin{cases} M_j \leq M < M_{j+1} \\ \text{or} \\ \gamma_j \leq \frac{(a\sqrt{E_S} + n_I)^2}{N_0} < \gamma_{j+1} \end{cases}, \quad (28)$$

where

$$\gamma_j = \frac{\operatorname{erfc}^{-1} P_M}{\sin \frac{\pi}{M_j}}. \quad (29)$$

The proposed scheme gives the ability to communications systems with no channel gain estimation capabilities to adapt their transmission rate, so that their spectral efficiency can be increased. We should also note that in some applications, constant envelope modulations, such as M -PSK, are more desirable than other ones, because of specific advantages (e.g. their improved performance when used with high power amplifiers).

B. Performance Evaluation

1) *Spectral Efficiency*: The normalized spectral efficiency

¹Such techniques may jeopardize the transmission rate on the forward channel. However, optimizing these techniques is out of the scope of this paper.

of the $S+N$ based VR M -PSK scheme is obtained as

$$\mathcal{S}_{S+N} = \frac{R}{B} = \sum_{j=1}^N \log_2(M_j) \Pr \{ \gamma_j \leq \xi < \gamma_{j+1} \}. \quad (30)$$

The probability, $\Pr \{ \gamma_j \leq \xi < \gamma_{j+1} \}$, in (30) can be rewritten as

$$\begin{aligned} & \Pr \{ \gamma_j \leq \xi < \gamma_{j+1} \} \\ &= \Pr \left\{ \sqrt{\gamma_j N_0} \leq a\sqrt{E_s} + n_I < \sqrt{\gamma_{j+1} N_0} \right\} \\ &= \int_{\gamma_j}^{\gamma_{j+1}} f_z(z) dz, \end{aligned} \quad (31)$$

where $f_z(z)$ is the pdf of the random variable $z = a\sqrt{E_s} + n_I$, which is the sum of a Rayleigh and a Gaussian random variable, and is given by [15]

$$\begin{aligned} f_z(z) &= \frac{1}{\sqrt{2\pi\sigma^2}} \frac{2\sigma^2}{E_s\Omega + 2\sigma^2} e^{-\frac{z^2}{2\sigma^2}} \\ &+ \frac{z\sqrt{E_s\Omega}}{E_s\Omega + 2\sigma^2} \frac{1}{\sqrt{E_s\Omega + 2\sigma^2}} \\ &\times e^{-\frac{z^2}{E_s\Omega + 2\sigma^2}} \left(1 - \operatorname{erf} \left(-\frac{\sqrt{E_s}z}{\sqrt{2\sigma^2}\sqrt{E_s\Omega + 2\sigma^2}} \right) \right), \end{aligned} \quad (32)$$

where $\operatorname{erf}(\cdot)$ is the error function.

A closed-form solution to the indefinite integral

$$\mathcal{J}(z) = \int f_z(z) dz \quad (33)$$

can be found using [20] as

$$\begin{aligned} \mathcal{J}(z) &= \frac{2\sigma^2\sqrt{\pi}\operatorname{erf}\left(\frac{z}{\sqrt{2\sigma^2}}\right)}{\sqrt{2\sigma^2 + E_s\Omega}\sqrt{\pi}} - \frac{e^{-\frac{z^2}{2\sigma^2 + E_s\Omega}}\sqrt{E_s\Omega}}{\sqrt{E_s + 2\sigma^2}\sqrt{E_s\Omega + 2\sigma^2}} \\ &\times \left[\sqrt{E_s + 2\sigma^2} \left(1 + \operatorname{erf} \left(\frac{\sqrt{E_s}z}{\sqrt{2\sigma^2}\sqrt{E_s\Omega + 2\sigma^2}} \right) \right) \right. \\ &\left. - e^{-\frac{z^2}{2\sigma^2 + E_s\Omega}}\sqrt{E_s}\operatorname{erf} \left(\frac{\sqrt{E_s + 2\sigma^2}z}{\sqrt{2\sigma^2}\sqrt{E_s\Omega + 2\sigma^2}} \right) \right]. \end{aligned} \quad (34)$$

Finally, the spectral efficiency of the $S+N$ based VR M -PSK scheme is obtained as

$$\mathcal{S}_{S+N} = \sum_{j=1}^N \log_2(M_j) \int_{\gamma_j}^{\gamma_{j+1}} f_z(z) dz \quad (35)$$

or

$$\mathcal{S}_{S+N} = \sum_{j=1}^N \log_2(M_j) [\mathcal{J}(\gamma_{j+1}) - \mathcal{J}(\gamma_j)]. \quad (36)$$

On the other hand, the normalized capacity of a VR M -PSK scheme, with the modulation order determined by the received S/N , is given by

$$\mathcal{S}_{S/N} = \sum_{j=1}^N \log_2(M_j) \Pr \{ \gamma_j \leq \gamma < \gamma_{j+1} \}.$$

For the case that the fading amplitude, a , follows the Rayleigh distribution (1), γ will be exponentially distributed as

$$f(\gamma) = \frac{1}{\bar{\gamma}} e^{-\frac{\gamma}{\bar{\gamma}}}, \quad (37)$$

where $\bar{\gamma} = \Omega E_s / N_0$ is the average SNR . Thus,

$$\Pr \{ \gamma_j \leq \gamma < \gamma_{j+1} \} = \int_{\gamma_j}^{\gamma_{j+1}} \frac{1}{\bar{\gamma}} e^{-\frac{\gamma}{\bar{\gamma}}} d\gamma = e^{-\frac{\gamma_j}{\bar{\gamma}}} - e^{-\frac{\gamma_{j+1}}{\bar{\gamma}}}$$

and finally, the spectral efficiency of the S/N based VR M -PSK will be

$$\mathcal{S} = \sum_{j=1}^N \log_2(M_j) \left(e^{-\frac{\gamma_j}{\bar{\gamma}}} - e^{-\frac{\gamma_{j+1}}{\bar{\gamma}}} \right)$$

2) *Symbol Error Probability*: Regarding the SER of a S/N based VR M -PSK scheme, it can be obtained by averaging over the SER for M -PSK in AWGN [5], i.e.,

$$P_s = \sum_j \int_{\gamma_j}^{\gamma_{j+1}} P_{AWGN}(M_j, \gamma) f_\gamma(\gamma) d\gamma. \quad (38)$$

The SER of M -PSK over AWGN is given by [21, Ch. 8.1]

$$\begin{aligned} P_{AWGN}(M_j, \gamma) &= Q \left(\sqrt{2\gamma} \right) + \\ &\frac{2}{\sqrt{\pi}} \int_0^\infty \exp \left\{ -(u - \sqrt{\gamma})^2 \right\} Q \left(\sqrt{2\gamma} \tan \frac{\pi}{M} \right) du \end{aligned} \quad (39)$$

The above approach results in some cases to closed-form solutions for the error probability.

For the case of the $S+N$, however, a similar approach cannot be followed, since a formula for the SER as a function of ξ is required. Moreover, when physically realizing $S+N$ schemes, though, by sampling the output of a matched filter, the noise is a random variable [22]. Thus, it is inexact to specify the performance of $S+N$ systems using a constant noise analysis. Because of the above reasons, the SER for the proposed scheme is calculated via computer simulations.

C. Application to Equal-Gain Combining Receivers

Consider a multichannel diversity reception system with L branches operating in a discrete-time channel, in which the receiver employs symbol-by-symbol detection. The signal received over the k th diversity branch, at the time instant i can be expressed as

$$r_k[i] = \Re \left\{ \left[a_k[i] e^{j\vartheta_k[i]} s[i] + n_k[i] \right] \right\} = \Re \{ R_k[i] \}, k = 1 \dots L \quad (40)$$

where $a_k[i]$ is the random magnitude, $\vartheta_k[i]$ is the random phase of the k th diversity branch gain and $n_k[i]$, represents the additive noise with $E \{ n_k[i]^* n_k[i] \} = N_k = 2\sigma^2 = N_0$.

Assuming that the random phase $\vartheta_k[i]$ are known at the receiver, the received signals are co-phased and transferred to baseband so that the signal at the k th branch will be

$$u_k[i] = \Re \left\{ a_k[i] s(t) + n_k[i] e^{j\vartheta_k[i]} \right\}, k = 1 \dots L. \quad (41)$$

At the combination stage the signals $u_k[i]$ are weighted and summed to produce the decision variable

$$u[i] = \sum_{k=1}^L w_k[i] u_k[i] \quad (42)$$

where $w_k[i]$ is the weight of the k th branch. Then, applying Maximum Likelihood Detection (MLD), the combiner's output is compared with all the known possible transmitted symbols in order to extract the decision metric.

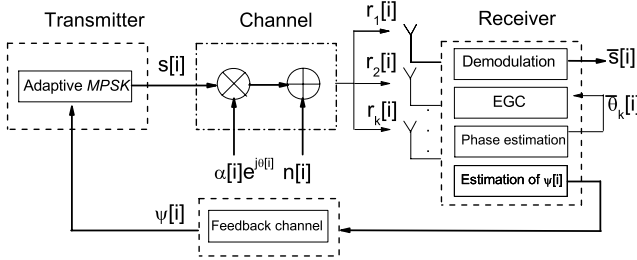


Fig. 2. EGC with a VR M-PSK modulation scheme.

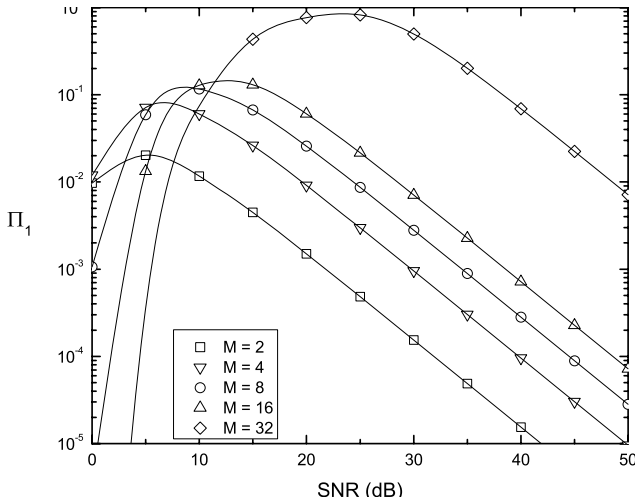


Fig. 3. The probability, Π_1 , for a VR M-PSK modulation scheme. Theoretical (solid lines) and simulation (symbols) results.

The coherent equal-gain-combining (EGC) receiver [21, Ch. 9.3] cophases and equally weights each branch before combining and therefore does not require estimation of the channel (path) fading amplitudes, but only knowledge of the channel phase, in order the demodulator to undo the random phase shifts introduced on the diversity channels.

As a result, for $w_k[i] = 1$, the output combined signal will be

$$u[i] = \sum_{k=1}^L u_k[i] \quad (43)$$

which is actually the summation of the $S+N$ at each diversity branch. As a result, the VR M-PSK modulation scheme can be directly applied to EGC receivers with the decision on the modulation order to be based on

$$\psi[i] = \frac{u[i]^2}{N_0} = \frac{\left[\sum_{k=1}^L \Re \{ a_k[i] s(t) + n_k[i] e^{j\theta_k[i]} \} \right]^2}{N_0} \quad (44)$$

The system model of the EGC receiver employing VR M-PSK is shown in Fig. 2.

IV. RESULTS AND DISCUSSION

The evaluation of the probabilities, Π_1 and Π_2 is very important, since they imply the efficiency of $S+N$ to estimate the quality of the instantaneous received signal. For the case of the M-PSK, Π_1 and Π_2 are plotted in Figs. 3 and 4 respectively.

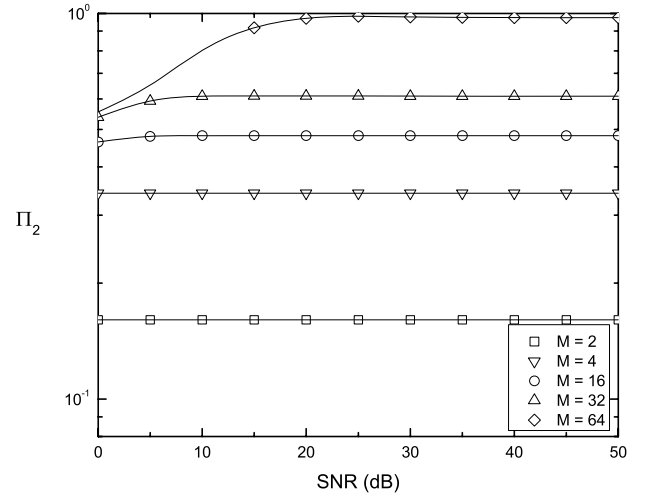


Fig. 4. The probability, Π_2 , for a VR M-PSK modulation scheme. Theoretical (solid lines) and simulation (symbols) results.

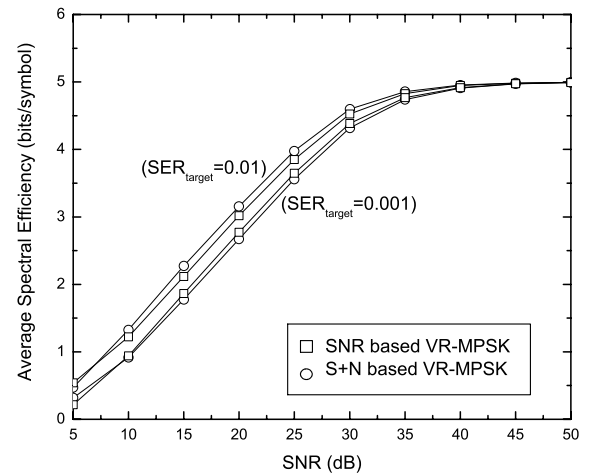


Fig. 5. The spectral efficiency of VR M-PSK schemes, for different SER targets.

Note, that the simulation results coincide perfectly with the analytical ones, for both these probabilities.

A general conclusion derived from these figures is that if the S/N based VR M-PSK uses a specific modulation order, the probability that the $S+N$ based VR M-PSK uses the same order is relatively high. Moreover, as expected, the efficiency of the $S+N$ improves as the average S/N increases, since the instantaneous noise components become small, so that the divergence between $(a\sqrt{E_S} + n)^2$ and $a^2 E_S$ decreases.

The difference between the S/N and $S+N$ based VR M-PSK schemes in terms of spectral efficiency is shown in Fig. 5. It is seen that both schemes achieve the same spectral efficiency, while the difference in their SER is not significant as indicated in Fig. 6. In general, it can be observed that the $S+N$ can serve as an attractive criterion for determining the channel quality, when channel gain estimation is not available.

The explanation for the efficiency of the $S+N$ criterion is as follows: in the conventional VR M-PSK, the decision on the modulation order is based on the instantaneous S/N , i.e. on $a^2 E_S / N_0$, which means that the instantaneous noise power is

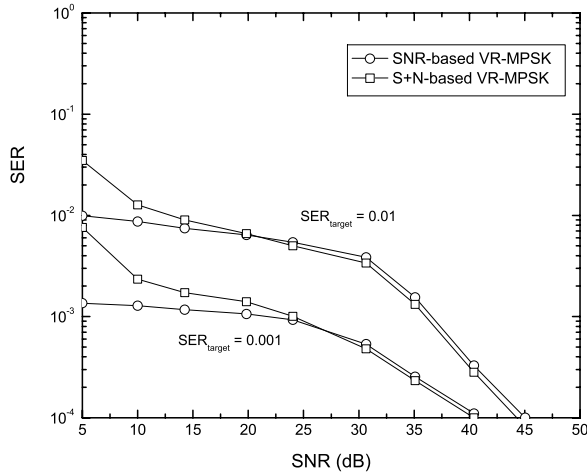


Fig. 6. The SER of VR M-PSK schemes, for different SER targets.

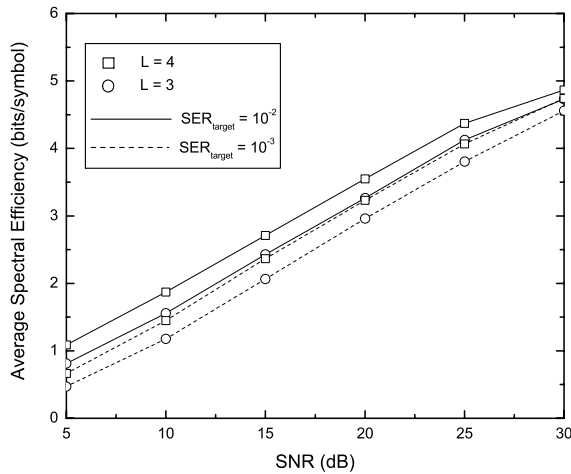


Fig. 7. The spectral efficiency of EGC with VR M-PSK schemes, for different SER targets.

ignored, since only the average noise power is taken into account. On the contrary, the $S+N$ samples, $(a\sqrt{E_S}+n)^2$ include the instantaneous noise component and therefore an indirect estimation of the instantaneous noise power is obtained.

Similar results can be obtained also for the EGC employing VR M-PSK. As shown in Fig.7, the spectral efficiency is increased compared to a fixed rate M -PSK scheme, while the SER is maintained under the required levels, whenever this is possible.

V. CONCLUSIONS

A VR M -PSK modulation scheme was introduced for wireless communication systems, where channel gain estimation is not available. VR M -PSK requires no channel gain estimation and increases the spectral efficiency of M -PSK systems under the instantaneous error rate requirement. The choice of the modulation order is not based on the S/N samples, but rather on the $S+N$ ones. It was analytically shown that the $S+N$ criterion is an attractive alternative to S/N for choosing the appropriate modulation order in VR communication systems, since the same spectral efficiency can be achieved, when

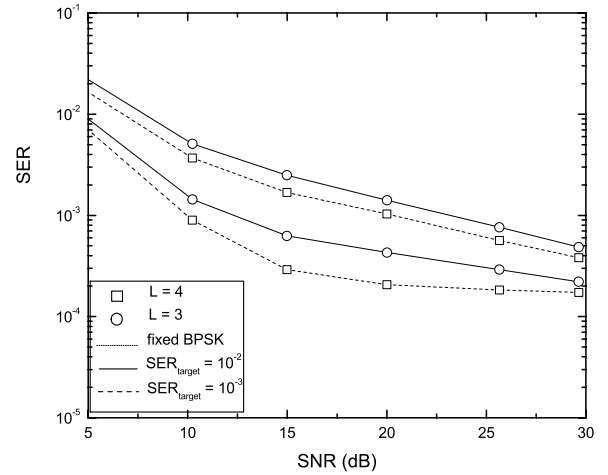


Fig. 8. The SER of EGC with VR M-PSK schemes, for different SER targets.

either S/N or $S+N$ is used. Moreover, the proposed adaptive modulation scheme was applied to EGC receivers, enabling low-complexity diversity systems to increase their spectral efficiency.

REFERENCES

- [1] J. F. Hayes, "Adaptive feedback communications," *IEEE Trans. Commun. Technol.*, vol. COM-16, pp. 29-34, Feb. 1968.
- [2] G. J. Clowes, "Variable rate data transmission for a Rayleigh fading channel," Commun. Lab., Defence Res. Telecommun. Establishment, Ottawa, Ont., Canada, Tech. Memo. 22, Feb. 1969.
- [3] A. Goldsmith and P. Varaiya, "Capacity of fading channels with channel side information," *IEEE Trans. Inf. Theory*, vol. IT-43, pp. 1896-1992, 1997.
- [4] A. J. Goldsmith and S. G. Chua, "Variable-rate variable-power M -QAM for fading channels," *IEEE Trans. Commun.*, vol. 45, no. 10, pp. 1218-1230, Oct. 1997.
- [5] M.-S. Alouini and A. J. Goldsmith, "Adaptive modulation over Nakagami fading channels," *Kluwer Wireless Personal Commun.*, vol. 13, pp. 119-143, May 2000.
- [6] X. Qiu and K. Chawla, "On the performance of adaptive modulation in cellular systems," *IEEE Trans. Commun.*, vol. 47, no. 6, pp. 884-895, June 1999.
- [7] R. K. Mallik, M. Z. Win, J. W. Shao, M. S. Alouini, and A. J. Goldsmith, "Channel capacity of adaptive transmission with maximal ratio combining in correlated Rayleigh fading," *IEEE Trans. Wireless Commun.*, vol. 3, no. 4, pp. 1124-1133, July 2004.
- [8] Q. Liu, S. Zhou, and G. B. Giannakis, "Cross-layer combining of adaptive modulation and coding with truncated ARQ over wireless links," *IEEE Trans. Wireless Commun.*, vol. 3, no. 5, pp. 1746-55, Sep. 2004.
- [9] Y.-C. Ko, H.-C. Yang, S.-S. Eom, and M.-S. Alouini, "Adaptive Modulation with diversity combining based on output-threshold MRC," *IEEE Trans. Wireless Commun.*, vol. 6, no. 10, pp. 3728-3737, Oct. 2007.
- [10] M. Filip and E. Vilar, "Optimum utilization of the channel capacity of a satellite link in the presence of amplitude scintillations and rain attenuation," *IEEE Trans. Commun.*, vol. 38, pp. 1958-1965, Nov. 1990.
- [11] M. Filip and E. Vilar, "Implementation of adaptive modulation as a fade countermeasure," *Int. J. Satellite Commun.*, vol. 12, pp. 181-191, 1994.
- [12] 3GPP TS 25.308 V5.2.0 (2002-03), HSDPA Overall Description (Rel.5).
- [13] ETSI EN 301 790, v. 1.3.1. "Digital video broadcasting (DVB); interaction channel for satellite distribution systems. [Online]. Available: <http://www.etsi.org>
- [14] Y. Al-Harhi, A. H. Tewfik, and M.-S. Alouini, "Blind adaptive modulation systems for wireless channels with binary feedback," *Wireless Commun. Mobile Comput.*, vol. 7, no. 3, pp. 257-266, Mar. 2006.
- [15] Y. G. Kim and N. C. Beaulieu, "Lossless selection combining without channel state information," in *Proc. IEEE International Conf. Commun. (ICC '08)*, Beijing, pp. 1328-1332, May 2008.
- [16] A. G. Armada, "SNR gap approximation for M -PSK-based bit loading," *IEEE Trans. Wireless Commun.*, vol. 5, no. 1, pp. 57-60, Jan. 2006.

- [17] J. G. Proakis and M. Salehi, *Communication Systems Engineering*, 2nd edition. Prentice Hall, 2002.
- [18] G. L. Stüber, *Principles of Mobile Communications*. Norwell, MA: Kluwer Academic Publishers, 1996.
- [19] A. Papoulis, *Probability, Random Variables, and Stochastic Processes*, 3rd edition. McGraw-Hill, 1991.
- [20] A.P Prudnikov, Y. A. Brychkov, and O. I. Marichev, *Integrals and Series*. New York: Gordon and Breach, 1986.
- [21] M. K. Simon and M. Alouini, *Digital Communication over Fading Channels*, 2nd edition. John Wiley, 2005.
- [22] E. A. Neasmith and N. C. Beaulieu, "New results on selection diversity," *IEEE Trans. Commun.*, vol. 46, no. 5, pp. 695-704, May 1998.



June 2007.

Athanasios S. Lioumpas (S'06) was born in Thessaloniki, Greece, in 1982. He received his diploma in 2005 and his Ph.D degree in 2009, both in Electrical Engineering, from the Aristotle University of Thessaloniki, Greece. His current research interests include digital communications over fading channels, diversity techniques, and mobile radio communications. Dr. Lioumpas is co-recipient of the Best Paper Award of the Wireless Communications Symposium (WCS) in IEEE International Conference on Communications (ICC' 07), Glasgow, U.K.,



George K. Karagiannidis (M'97-SM'04) was born in Pithagorion, Samos Island. He received the University and Ph.D. degrees in electrical engineering from the University of Patras, Greece, in 1987 and 1999, respectively.

From 2000 to 2004, he was a Senior Researcher at the Institute for Space Applications and Remote Sensing, National Observatory of Athens, Greece. In June 2004, he joined Aristotle University of Thessaloniki, Greece, where he is currently Associate Professor of Digital Communications Systems in the Electrical and Computer Engineering Department.

His current research interests include communications theory, wireless optical communications and underwater communications. He is the author or coauthor of more than 100 technical papers published in scientific journals and presented at international conferences. He is also a coauthor of three chapters in books and author of the Greek edition of a book on Telecommunications Systems. He serves on the editorial board of the EURASIP JOURNAL ON WIRELESS COMMUNICATIONS AND NETWORKING.

Dr. Karagiannidis has been a member of Technical Program Committees for several IEEE conferences. He is a member of the editorial boards of the IEEE TRANSACTIONS ON COMMUNICATIONS, IEEE COMMUNICATIONS LETTERS and Lead Guest Editor of the special on "Optical Wireless Communications" of the IEEE JOURNAL ON SELECTED AREAS IN COMMUNICATIONS. He is co-recipient of the Best Paper Award of the Wireless Communications Symposium (WCS) in IEEE International Conference on Communications (ICC'07), Glasgow, U.K., June 2007.